

1 January 26, 1993  
2 lgt/93levyam.ord  
3

Introduced by: Sims  
Proposed No.: 93-49

1 ORDINANCE NO. **10716**

2 AN ORDINANCE relating to levying the  
3 property taxes of King County for the year  
4 of 1993 and amending Ordinance 10677,  
5 Section 3.

6 BE IT ORDAINED BY THE COUNCIL OF KING COUNTY:

7 SECTION 1. Ordinance 10677, Section 3, is amended to read  
8 as follows: The Council of King County, Washington, finds that  
9 the levies necessary to fund estimated expenditures for the  
10 year 1993, less the total of estimated revenues from sources  
11 other than taxation, including available surplus and such  
12 expenditures as are to be met from bond warrant issues, be and  
13 the same are hereby fixed as follows:


14	<u>TAX LEVY - 1993</u>	
15	<u>FUND</u>	<u>TAX</u>
16	COUNTY	
17	CURRENT EXPENSE	\$ 123,746,028.00
18	MENTAL HEALTH/RETARDATION	1,874,824.00
19	VETERAN'S AID	843,671.00
20	RIVER IMPROVEMENT	1,925,725.00
21	INTER-COUNTY RIVER IMP	50,000.00
22	BOND REDEMPTION--LIMITED	<u>6,547,869.00</u>
23		
24	TOTAL	\$ 134,988,117.00
25	UNINCORPORATED COUNTY-RDS <u>46,401,118.00</u>	<del>((54,261,364.00))</del>
26	UNLIMITED G.O. BONDS	50,928,000.00
27	SPECIAL CNTYWIDE EMS LEVY	27,960,133.00
28	CONSERVATION FUTURES	
29	LTD. BOND RED.	1,247,300.00
30	CONS. FUTURES CIP	6,047,985.00
31	AFIS	2,334,491.00
32	EMERGENCY COMMUNICATIONS	18,675,928.00
33	REGIONAL JUSTICE CENTER	34,900,000.00
34	TOTAL COUNTY	<u>323,483,072.00</u> \$(( <del>331,343,318.00</del> ))
35		
36	PORT	\$ 35,646,106.00
37		
38	CITIES & TOWNS	
39	SEATTLE	\$ 129,234,352.00
40	ALGONA	263,242.00
41	AUBURN	7,192,647.00
42	BEAUX ARTS	67,489.00
43	BELLEVUE	20,951,235.00
44	BLACK DIAMOND	78,824.00
45	BOTHELL <u>1,811,602.00</u>	<del>((1,811,750.00))</del>
46	CARNATION	83,194.00
47	CLYDE HILL	415,655.00
48	DES MOINES	1,527,687.00
49	DUVALL	176,360.00
50	ENUMCLAW	1,085,617.00


1	FEDERAL WAY		5,379,525.00
2	HUNTS POINT		124,304.00
3	ISSAQUAH		1,496,591.00
4	KENT		12,067,042.00
5	KIRKLAND		6,993,039.00
6	LK FOREST PK		322,580.00
7	MEDINA		1,004,902.00
8	MERCER ISLAND		6,181,872.00
9	MILTON	<u>74,479.00</u>	<del>((58,940.00))</del>
10	NORMANDY PK		906,121.00
11	NORTH BEND		339,103.00
12	PACIFIC		282,723.00
13	REDMOND		8,853,574.00
14	RENTON		12,433,054.00
15	SEATAC		5,991,179.00
16	SKYKOMISH		33,179.00
17	SNOQUALMIE		259,240.00
18	TUKWILA		7,246,049.00
19	YARROW PT		204,376.00
20	TOTAL	<u>233,080,836.00</u>	\$ <del>((233,065,445.00))</del>
21			
22	WATER AND SEWER DISTRICTS		
23	BRYN MAWR-LAKERIDGE		\$ 42,266.00
24			
25	FIRE DISTRICTS		
26	1		\$ 27,137.00
27	2		2,364,220.00
28	4		3,128,741.00
29	5		96,632.00
30	10	<u>4,422,804.00</u>	<del>((5,729,811.00))</del>
31	11		2,196,791.00
32	13		1,183,575.00
33	14		938,149.00
34	16		1,874,475.00
35	17		154,760.00
36	20		812,699.00
37	24		312,180.00
38	25		2,000,346.00
39	26		1,080,724.00
40	27		229,401.00
41	28		330,573.00
42	31	<u>20,724.00</u>	<del>((19,085.00))</del>
43	34		2,517,867.00
44	36	<u>3,293,599.00</u>	<del>((4,726,099.00))</del>
45	37		3,013,220.00
46	38		438,429.00
47	39	<u>7,770,667.00</u>	<del>((8,776,636.00))</del>
48	40		1,412,479.00
49	41		1,396,000.00
50	43	<u>2,158,795.00</u>	<del>((2,200,000.00))</del>
51	44		1,053,154.00
52	45		686,567.00
53	46	<u>292,957.00</u>	<del>((342,936.00))</del>
54	47		49,508.00
55	49	<u>25,953.00</u>	<del>((27,835.00))</del>
56	50		<u>102,060.00</u>
57			
58	TOTAL	<u>45,385,186.00</u>	\$ <del>((49,222,089.00))</del>
59	MISCELLANEOUS		
60			
61	RURAL LIBRARY	<u>32,195,572.00</u>	\$ <del>((32,237,628.00))</del>
62	HOSP 1		2,330,000.00
63	HOSP 2		6,205,186.00
64	HOSP 4		418,608.00
65	CEMETERY 1		51,000.00
66	VASHON MAURY PARKS		133,877.00
67	NORTHSHORE PARKS AND REC		250,000.00
68	GREEN RIVER FLOOD ZONE		<u>474,531.00</u>


1				
2	TOTAL	<u>42,058,774.00</u>	\$	<del>((42,100,830.00))</del>
3				
4	SCHOOLS			
5				
6	SEATTLE		\$	62,605,769.00
7	FEDERAL WAY			23,475,000.00
8	ENUMCLAW			5,470,000.00
9	FIFE	<u>696,479.00</u>		<del>((455,976.00))</del>
10	MERCER ISLAND			5,177,782.00
11	HIGHLINE			19,500,000.00
12	VASHON ISLAND	<u>3,402,029.00</u>		<del>((3,702,029.00))</del>
13	RENTON			20,188,451.00
14	BELLEVUE			30,462,190.00
15	SOUTH CENTRAL	<u>3,877,645.00</u>		<del>((3,851,000.00))</del>
16	RIVERVIEW			4,127,200.00
17	AUBURN			20,100,000.00
18	TAHOMA			6,861,744.00
19	SNOQUALMIE VALLEY			6,625,000.00
20	ISSAQUAH			21,691,217.00
21	SHORELINE			19,082,925.00
22	LAKE WASHINGTON			44,386,303.00
23	KENT			36,133,447.00
24	NORTHSHORE	<u>21,190,413.00</u>		<del>((21,163,584.00))</del>
25				
26	TOTAL	<u>355,053,594.00</u>	\$	<del>((355,059,617.00))</del>
27				
28	GRAND TOTAL	<u>1,034,749,834.00</u>	\$	<del>((1,046,479,671.00))</del>

29           INTRODUCED AND READ for the first time this 19<sup>th</sup> day  
 30 of January, 1993.  
 31           PASSED this 1<sup>st</sup> day of February, 1993.

KING COUNTY COUNCIL  
 KING COUNTY, WASHINGTON

  
 Chair

36   ATTEST:  
 37   
 38           Clerk of the Council

39           APPROVED this 12<sup>th</sup> day of February, 1993.  
 40   
 41           King County Executive